



HOW TO INSTRUCTIONS



STUDENTS:

TO CREATE YOUR ACCOUNT, PLEASE FOLLOW THE STEPS BELOW.

1. **ACCESS** your Iowa Lakes email account
2. **CHECK** your inbox for an email from Grammarly & click the **JOIN NOW** activation link.

The Grammarly email will contain the information shown below in the header and subject line of the email.

Grammarly <info@em.grammarly.com>

ACTION NEEDED: Please Activate Your Grammarly Account



Iowa Lakes Community College has created a Grammarly account for you!

 **Join now!**

Iowa Lakes Community College has invited you to join their Grammarly license at no cost to you. Grammarly helps you compose bold, clear, mistake-free writing.

[Join Now](#)

FOR MORE INFORMATION:

Please visit the Success Center or visit <https://support.grammarly.com> for FAQ, tips and tutorials, articles and more.

*Grammarly will not fix your writing for you; it is up to you to incorporate Grammarly's feedback and decide what suggestions are appropriate.

3. The name and email address fields will auto populate. Enter a password of your choice in the password field and then click on the red 'Sign Up' button.

[Log in](#)

Welcome to Grammarly!

Please create an account to join your organization.

 Continue with Google

OR

Name
Judy Klunder


Email
jklunder@iowalakes.edu

Password
••••••••

Sign Up

By signing up, you agree to the [Terms and Conditions](#) and [Privacy Policy](#). You also agree to receive product-related marketing emails from Grammarly, which you can unsubscribe from at any time.

4. The next screen will show your account has been successfully validated. Grammarly can be added to the browser you are using or you can choose to go directly to Grammarly editor.

 You've successfully validated your account!

 grammarly @edu

[Log out](#)


Add Grammarly to Firefox

Grammarly for Firefox helps you write mistake-free on Gmail, Facebook, Wordpress, LinkedIn, and anywhere else you write on the web.

Add to Firefox It's free

[No, thanks. Take me to the Grammarly editor.](#)

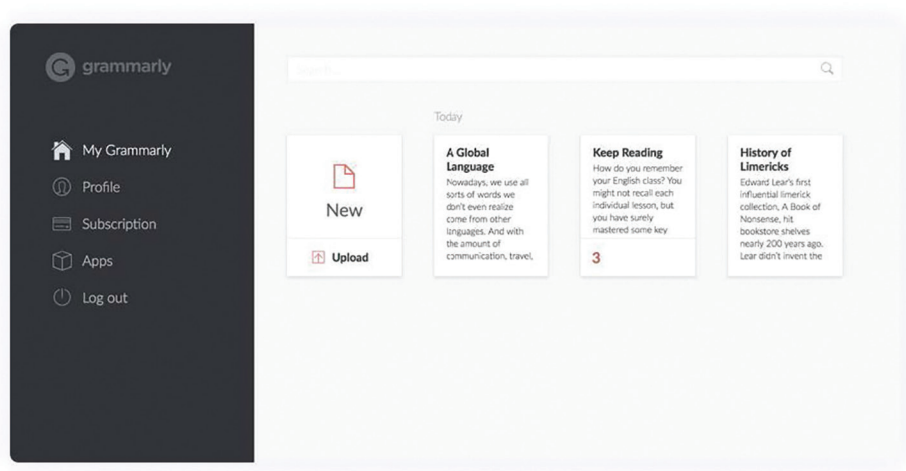
Sign Up Validate Account Add to Firefox



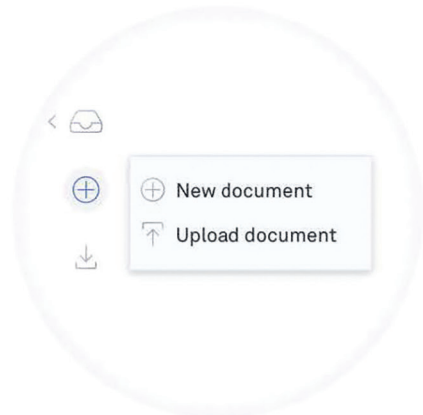
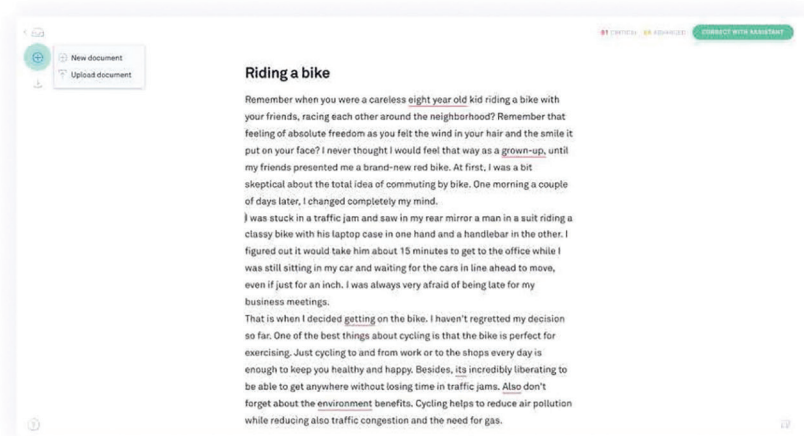
Grammarly Dashboard

The Dashboard is where you can manage your account settings and documents. Here you can upload new text, delete old ones, and much more. (You're welcome to explore all the options!)

You can start working on a new document by clicking the 'New' button. If you want to check an existing document on your computer, click 'Upload'.

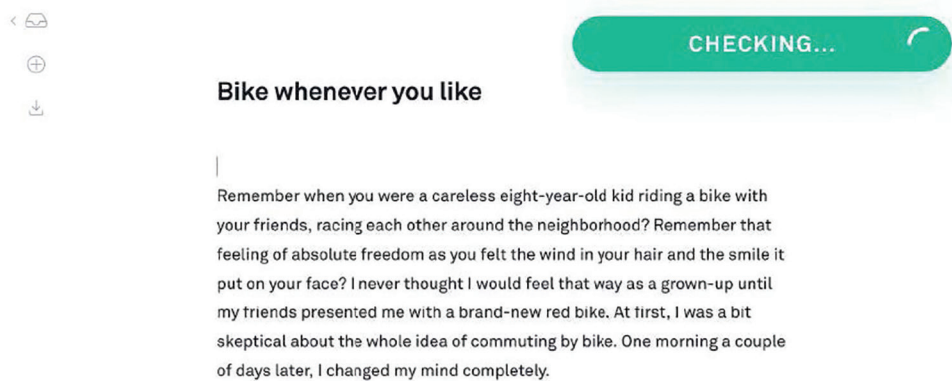


You can also upload another document for checking after you've started editing. Simply use these options.



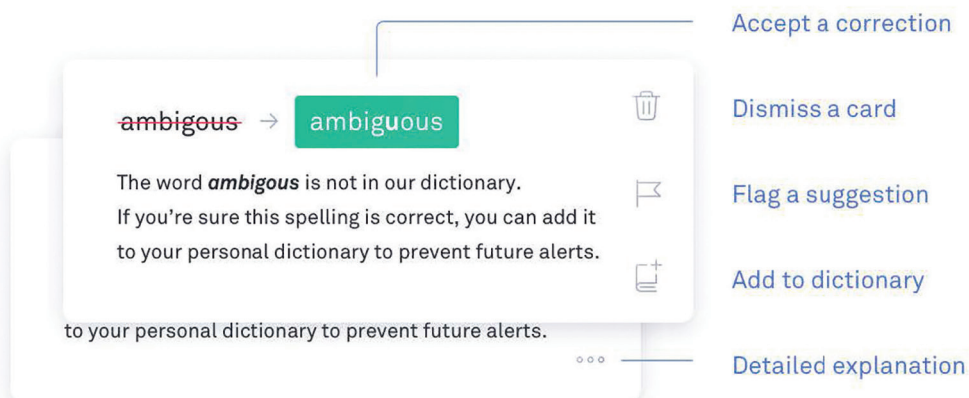
Editing Text

Grammarly automatically checks everything you type, making it easy to spot and fix errors quickly. When your document is being checked, a notification appears in the status bar at the bottom of the page. You can keep typing, and Grammarly will continue checking.



You can tell if there's a mistake in your text by the red or yellow (advanced) underlines. Click on any underlined word to see Grammarly's suggestions.

To accept a correction, simply click on it:



If you'd like to **ignore a suggestion**, click the trash can icon to dismiss it.

If a suggestion is incorrect or you'd like to report it for any reason, click the flag icon and choose your preferred option to proceed.

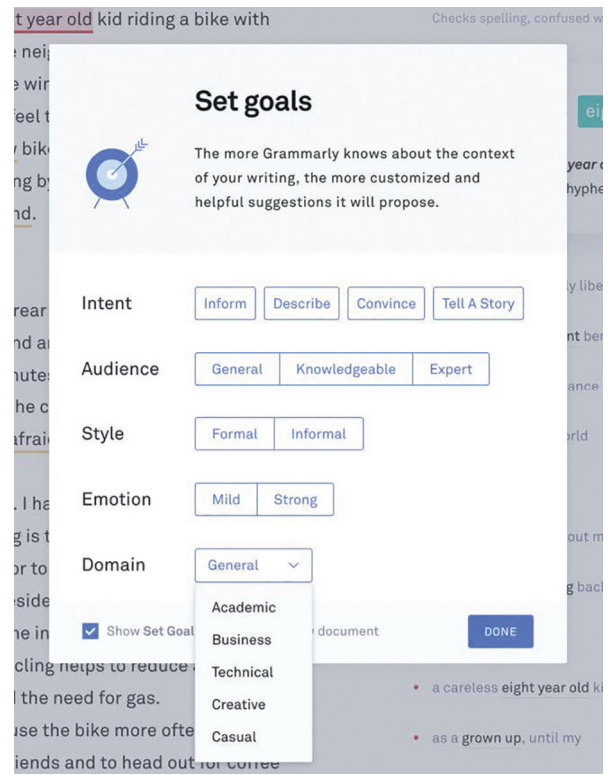
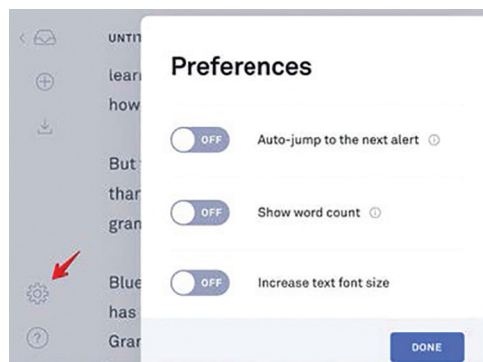
To see a detailed explanation about a suggestion, click the three dots at the bottom of the alert.

Adjusting Your Settings

If you want to achieve a specific goal with your text, Grammarly's here to help!

Select your preferred goals in the menu. You can also adjust checking to a particular document type, select your preferred domain from the list.

In 'Preferences', you can toggle the word count, font size and auto-jump to the next alert.



There is a set of spelling and punctuation rules you can choose according to your language preferences.

Language Preference

I write in

Australian English

American English

British English

Canadian English

ing using either American, E
ts.
e?

The 'Personal Dictionary' lets you keep unique words that you don't want to be flagged as misspellings.

Customize

Personal Dictionary

Improve your Grammarly experience by adding words to your personal dictionary. These words will no longer be flagged as misspellings.

Add a new word

ADD

Bamozai

Corlette

detalization

Plagiarism Check

Grammarly crosschecks your text against over 16 billion web pages and thousands of articles licensed by ProQuest™. It highlights plagiarized passages that have been previously published elsewhere and offers citation data to create a reference in MLA, APA and Chicago Manual of Style (Turabian).

Bike whenever you like

Remember when you were a careless eight-year-old kid riding a bike with your friends, racing each other around the neighborhood? Remember that feeling of absolute freedom as you felt the wind in your hair and the smile it put on your face? I never thought I would feel that way as a grown-up until my friends presented me with a brand-new red bike. At first, I was a bit skeptical about the whole idea of commuting by bike. One morning a couple of days later, I changed my mind completely.

I was stuck in a traffic jam and saw in my rear mirror a man in a suit riding a classy bike with his laptop case in one hand and a handlebar in the other. I figured out it would take him about 15 minutes to get to the office while I

PLAGIARISM

9 

98% of your text matches 9 fragments from 6 sources on the web or in academic databases. Cite them in MLA, APA, or Chicago format, or in another style you prefer.

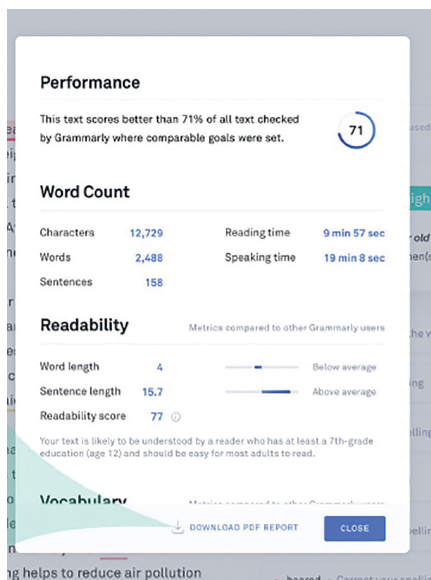
35% of your text matches this source: 

The benefits of riding a bike for good I

Reference data – click to copy

The benefits of riding a bike for good health and sou...

You can download a detailed PDF report with document statistics by clicking 'Correct with Assistant' and selecting the 'Performance' option. This section offers a lot of useful information about your text, including plagiarism percentage, word count and the number of characters it contains.



Performance

This text scores better than 71% of all text checked by Grammarly where comparable goals were set. **71**

Word Count

Characters	12,729	Reading time	9 min 57 sec
Words	2,488	Speaking time	19 min 8 sec
Sentences	158		

Readability Metrics compared to other Grammarly users

Word length	4	Below average
Sentence length	15.7	Above average
Readability score	77	

Your text is likely to be understood by a reader who has at least a 7th-grade education (age 12) and should be easy for most adults to read.

Vocabulary Words used to other Grammarly users

[Download PDF Report](#) [Close](#)

General metrics

381 characters	65 words	3 sentences	15 sec reading time	30 sec speaking time
--------------------------	--------------------	-----------------------	-------------------------------	--------------------------------

Score

88

This text scores better than 88% of all texts checked by Grammarly

Writing Issues

2 Issues left	Critical	2 Advanced
-------------------------	-----------------	----------------------

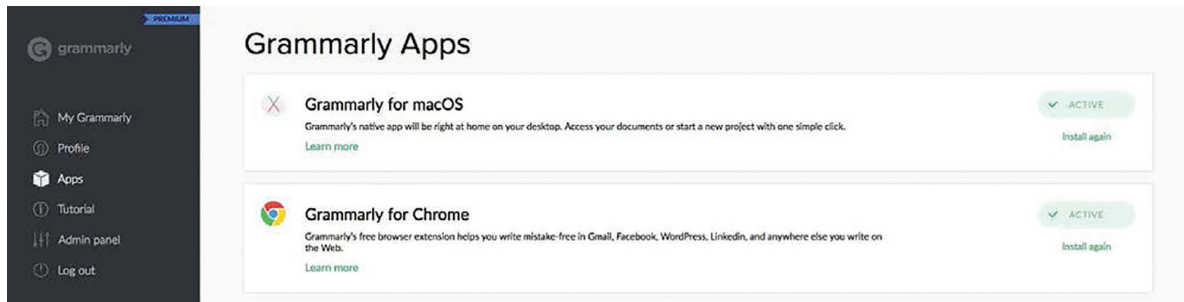
Plagiarism

51
%

2
sources

51% of your text matches 2 sources on the web or in archives of academic publications

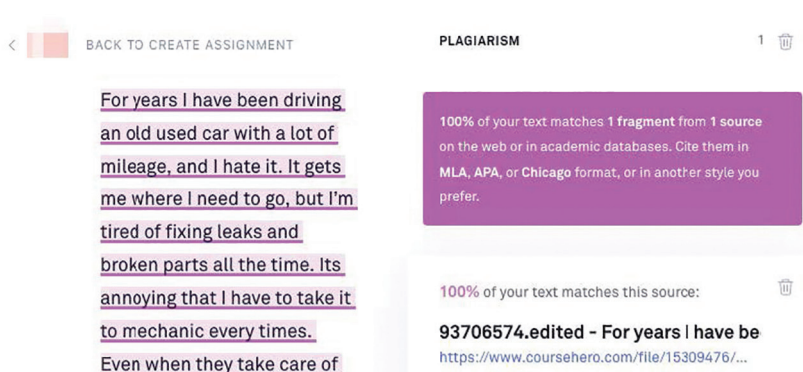
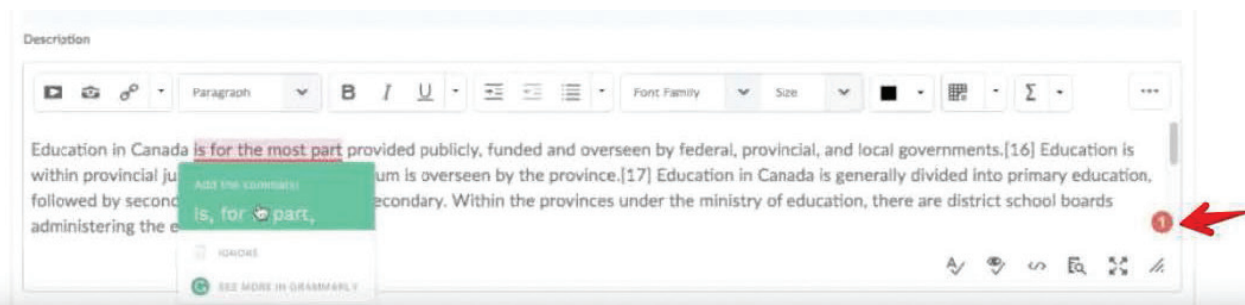
To do a quick check of your assignment or discussion post in LMS, you can use Grammarly Browser Extension. It can be downloaded at <https://app.grammarly.com/apps>



The extension appears in your browser's toolbar and you are ready to go.



The in-line cards help with basic suggestions, and the pop-up editor gives you additional feedback and lets you check the text for originality.



Browser Extensions + Google Docs



Grammarly works anywhere you write on the web. You can use it with your LMS, E-mail, Social Media, Blogs, Google Docs and many more.

Grammarly for Microsoft® Office



Dangling modifiers? Gone. Wordy sentences? A thing of the past. You can save your valuable time because Grammarly Add-in works great with Word® and Outlook™.

Android and iOS Apps



The mobile keyboard integrates seamlessly with all your mobile apps and your mobile browser, so you'll always look polished and professional, even on your phone.


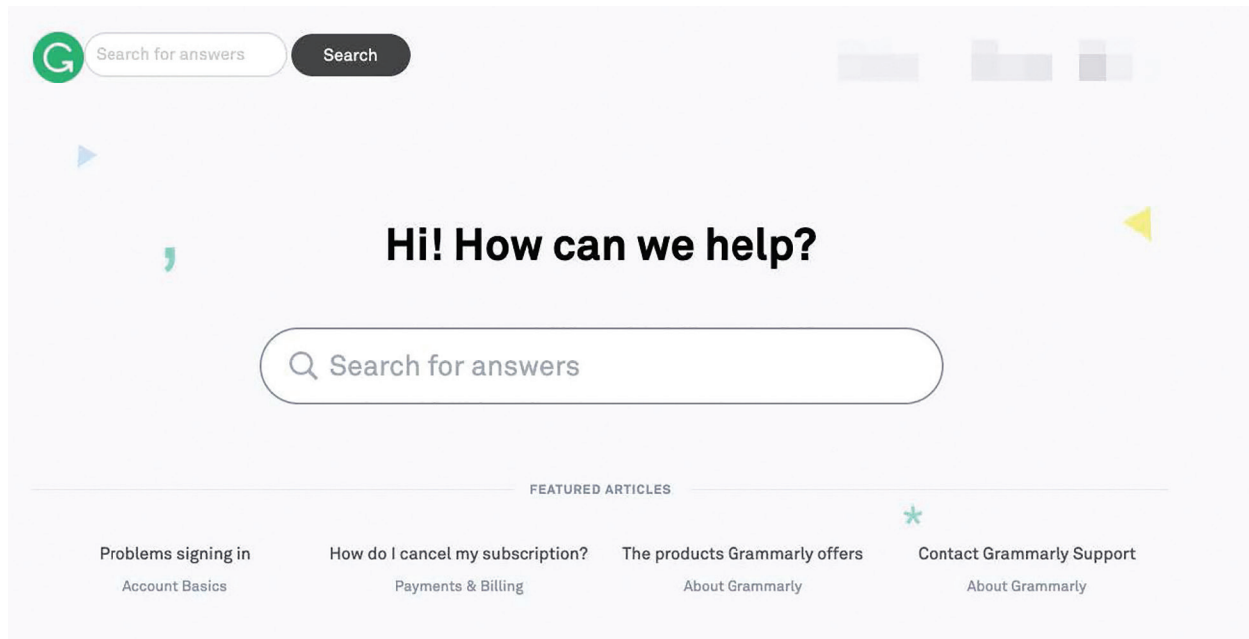
Desktop Apps



You can install the Grammarly app on Mac or Windows. Simply drag a file you would like to proofread into Grammarly application.

Have Questions?

Please visit our Support page (<https://support.grammarly.com>)
for FAQ, tips and tutorials, articles and more.



Account Basics



Payments & Billing



Resolve Issues



About Grammarly



Tips & Tutorials



Business & Schools